

GARDENIA

Technical sheet




h 1703


h 1420

h 1110

h 690




PIPES: 14



PIPES: 22

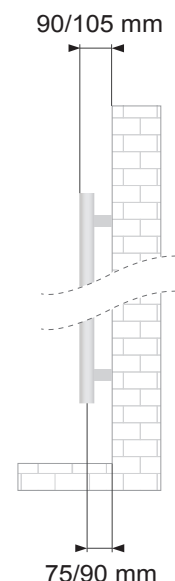


PIPES: 28



PIPES: 35

Material	carbon steel
Pipes - Ø	22x0,9
Collectors - mm	30x40x1,2
Connections	3x1/2' *
Wall fixings	3
Max pressure	10 bar
Max temperature	90 °C
Paint	epoxypolyester powder
Packaging	P.P. corners + carton box + external nylon shrink wrap
* air bleeding valve connection, included	



Standard equipment: 1 kit wall fixing brackets - 1 air bleeding valve

White RAL 9016 - straight

code	height mm	width mm	interaxis mm	weight kg	water lt	ΔT50°C watt φ 75/65/20°	ΔT42,5°C watt φ 70/55/20°	ΔT30°C watt φ 55/45/20°	ΔT 50°C kcal/h	ΔT 60°C btu	heating element watt	ΔT 50° C exponent n
8444	690	500	450	5,5	3,2	344	283	185	296	1468	300	1,22217
8445	1110	500	450	8,6	5,0	512	419	272	441	2194	500	1,24306
8446	1420	500	450	11,0	6,4	669	547	354	576	2870	700	1,24908
8447	1703	500	450	13,5	7,8	802	655	424	690	3440	700	1,24973

Chromed - straight

code	height mm	width mm	interaxis mm	weight kg	water lt	ΔT50°C watt φ 75/65/20°	ΔT42,5°C watt φ 70/55/20°	ΔT30°C watt φ 55/45/20°	ΔT 50°C kcal/h	ΔT 60°C btu	heating element watt	ΔT 50° C exponent n
8448	690	500	450	5,5	3,2	224	184	120	193	959	200	1,2367
8449	1110	500	450	8,6	5,0	353	288	186	304	1515	300	1,25644
8450	1420	500	450	11,0	6,4	457	372	239	393	1969	500	1,27543
8451	1703	500	450	13,5	7,8	544	442	282	468	2351	500	1,28946

Our radiators are tested in qualified laboratories according to EN-442 regulations which determine the output value by fixing the ΔT at 50° C. ΔT is the difference between the average temperature of the water inside the radiator and the room temperature. The formula is: $((T_1+T_2)/2)-T_3$.

Ex.: $((75+65/2)-20)=50°\text{ C}$. For output values with a different ΔT use the following formula: $\phi_x = \phi_{\Delta T50} * (\Delta T_x/50)^n$.

See calculation example of the output at ΔT 60° of article 8444: $344*(60/50)^{1,22217}=430$.

Output values in kcal/h = watt x 0,85984. Output values in btu = watt x 3,412.

LEGEND

T₁ = supply temperature - T₂ = return temperature - T₃ = room temperature.

φ_x = output to be calculated - φ_{ΔT50} = output at ΔT 50° C (table) - ΔT_x = ΔT value to be calculated - "n" = exponent "n" (table).